

---

# MADRID FACTS AND FIGURES

---

2023 REPORT | Consolidated data for 2021

---



---

# MADRID FACTS AND FIGURES

---

2023 REPORT

---

---

1. Basic information about Madrid	08
2. Politics and Administration	12
3. Economy and Employment	16
4. Shopping and Trade	26
5. Innovation and Entrepreneurship	28
6. Education	34
7. Culture and Leisure	40

---

8. Sports	44
9. Tourism	48
10. Environment and Sustainability	54
11. Mobility and Transport	58
12. Health and Social Care	66
13. Safety, Security and Emergency Response	68

# Madrid in the world

## GLOBAL CAPITAL

**5<sup>th</sup>**  
*most magnetic city in Europe and 12th in the world*  
 —  
 Mori Global Power City Index 2022.

## QUALITY OF LIFE

**1<sup>st</sup>**  
*EU region with the highest life expectancy at birth and 2nd of Europe*  
 —  
 Eurostat 2023.

**4<sup>th</sup>**  
*most liveable city worldwide.*  
 —  
 Mori Global Power City Index 2022.

**3<sup>rd</sup>**  
*best city for expats in Europe and 5th worldwide*  
 —  
 InterNations Expat City Ranking 2022.

**1<sup>st</sup>**  
*city with the best e-government in the world. LOSI*  
 —  
 UN E-Government Survey 2022: The Future of Digital Government 2022.

## CITY THAT ATTRACTS BUSINESS

**1<sup>st</sup>**  
*best meeting and conference destination in the world.*  
 —  
 World Travel Awards, World's Leading Meeting & Conference Destination 2022.

**5<sup>th</sup>**  
*most attractive European city for foreign investment.*  
 —  
 Financial Times fDi – European Cities and Regions of the Future 2022/23

## CONNECTED AND SUSTAINABLE CITY

**4<sup>th</sup>**  
*city with the best public transport and mobility in Europe.*  
 —  
 (EMTA) Barometer of Public Transport 2022.

**4<sup>th</sup>**  
*most resilient city to climate change.*  
 —  
 Savills, Climate Resilience Cities 2023.

## INNOVATIVE CITY

**4<sup>th</sup>**  
*European hub with the highest number of closed deals in 2022.*  
 —  
 Atomico The State of European Tech 2022.

## VIBRANT CITY

**5<sup>th</sup>**  
*most popular gastronomic destination in Europe and 6th worldwide.*  
 —  
 TripAdvisor, Traveller's Choice Awards 2022.



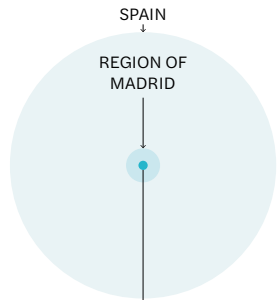




AREA

605.7 Km<sup>2</sup>

is the area of the city of Madrid



0,12%  
OF THE AREA  
OF SPAIN

7.54%  
OF THE AREA OF THE  
REGION OF MADRID

LOCATION

40° 24' 43" N

3° 40' 41" O

Coordinates of the city of Madrid

667 m

above sea level

POPULATION

→ 2021

16.4°C

Average annual temperature

22.05°C

Maximum daily temperature  
(annual average)

10.8°C

Minimum daily temperature  
(annual average)



429 mm

Average annual precipitation

57%

Average relative humidity

2,882 h

Hours of sunshine per year

7 h 53'

Hours of sunshine per day  
(daily average)

POPULATION

→ 2021

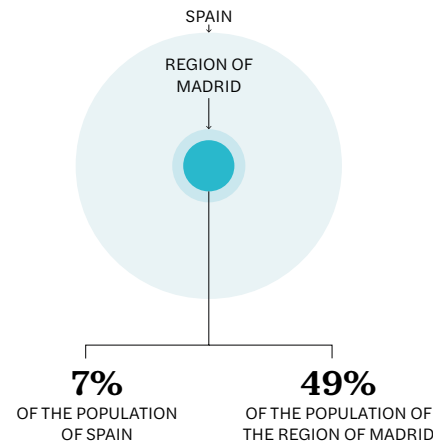
5,426.22 inhab./km<sup>2</sup>

population density

3,286,662

inhabitants wqas the population of the  
city of Madrid in 2021

→ -0.77% vs. 2020



LIFE EXPECTANCY AT BIRTH

85.06 years

is the life expectancy at birth  
in the city of Madrid

87.62 years

is the life  
expectancy at  
birth for women

81.97 years

is the life  
expectancy at  
birth for men

POPULATION BY NATIONALITY

84.26%

SPANISH NATIONALS

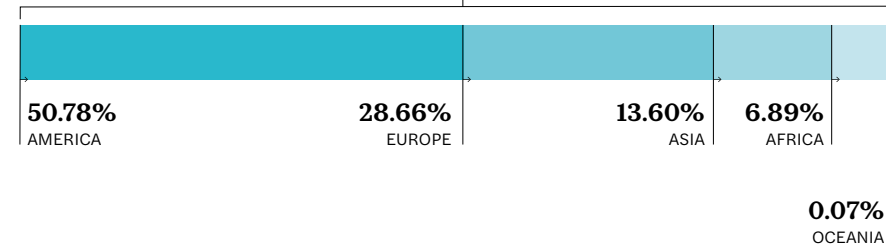
15.74%

FOREIGN  
NATIONALS



183

NATIONALITIES



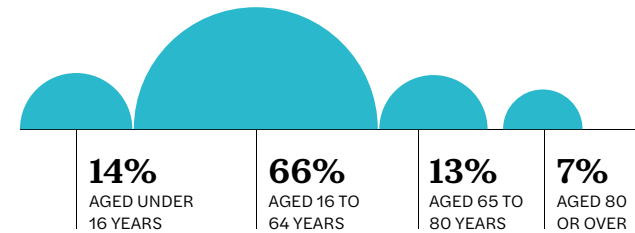
POPULATION BY AGE

44

years is the  
average age

58.85%

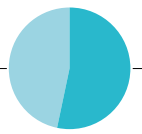
is the labour force  
replacement ratio



POPULATION BY SEX

46.70%

MALE



53.30%

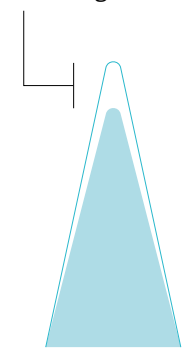
WOMEN

CHANGES IN RESIDENCE

Domestic  
migration

-15,036

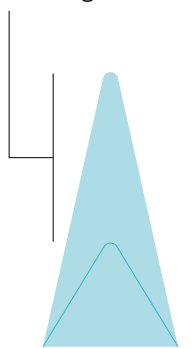
Net Migration



Foreign  
migration

54,681

Net Migration



74,084

Immigrants

89,120

Emigrants

85,798

Immigrants

31,117

Emigrants



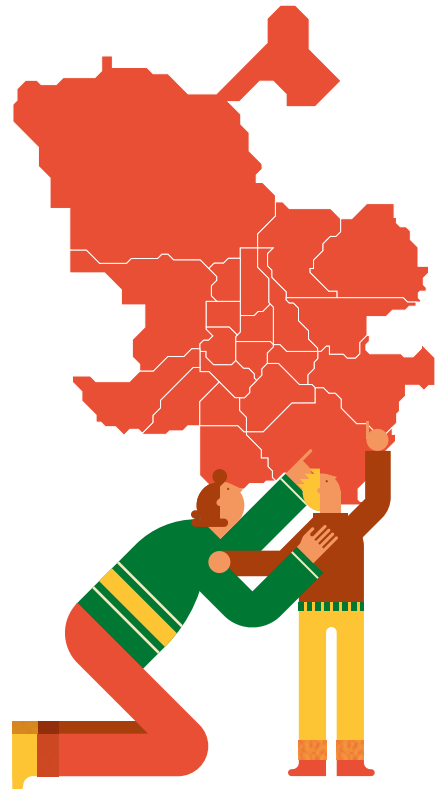
## 2. Politics and Administration

Madrid has made great improvements in e-government with ambitious programs in all areas. It is currently the top city in the world for digital public services, according to the United Nations Local Online Service Index (LOSI) 2022, and the best city on the planet for digital nomads, according to the ETIAS Digital Nomad Index 2022.

### TERRITORIAL ORGANISATION

In terms of territory, Madrid is divided into:

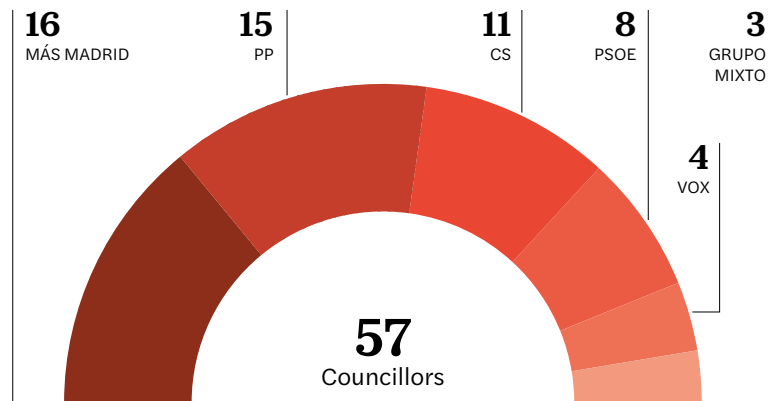
**21** districts  
**131** neighbourhoods



### MADRID CITY COUNCIL

→ 2019-2023

5 partidos políticos representados en el gobierno municipal



9 Madrid City Council government departments:


- Deputy Mayor
  - Spokerperson, Security and Emergencies
  - Families, Equality and Social Welfare
  - Economy, Innovation and Employment
  - Enviroment and Mobility
  - Urban Development
  - Finance and personal
  - Culture, Tourism and Sports
  - Works and Equipment
- 26,833** municipal employees



### COOPERATION AND GLOBAL CITIZENSHIP

→ 2021

**46** co-financed project



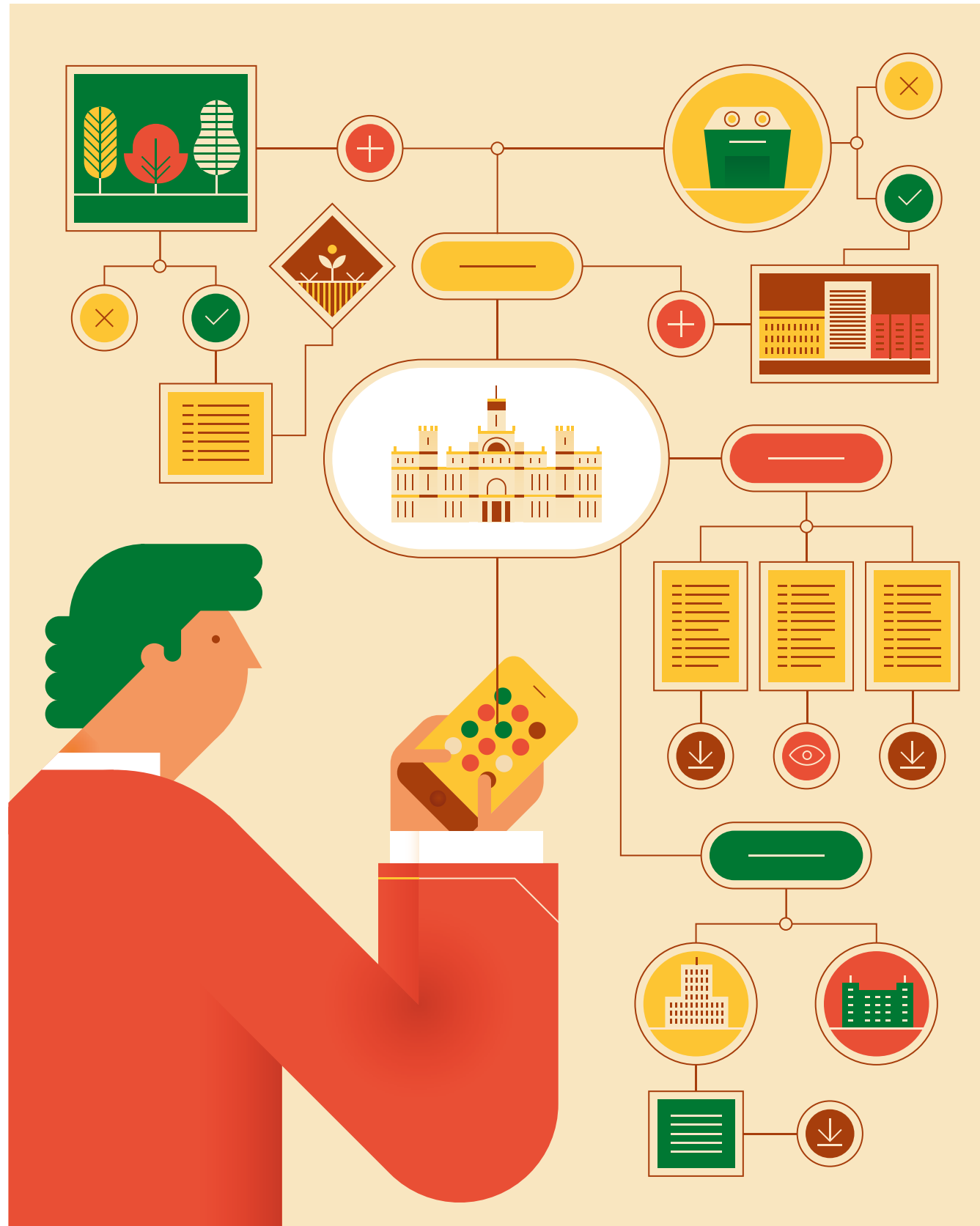
**14** countries



**2.2 M€** allocated to humanitarian aid

**55.5 M€** invested up to 2021

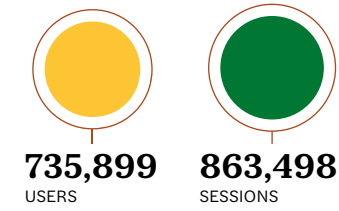
**2,603,668** beneficiaries



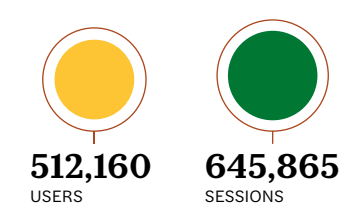
CIVIC PARTICIPATION, TRANSPARENCY AND OPEN DATA

→ 2021

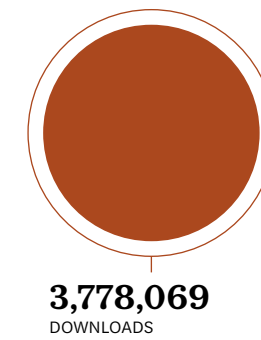


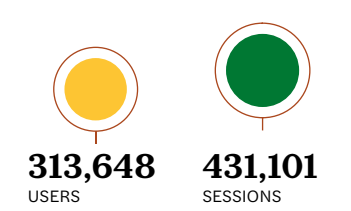
**Decide Madrid**  
Platform Usage Data



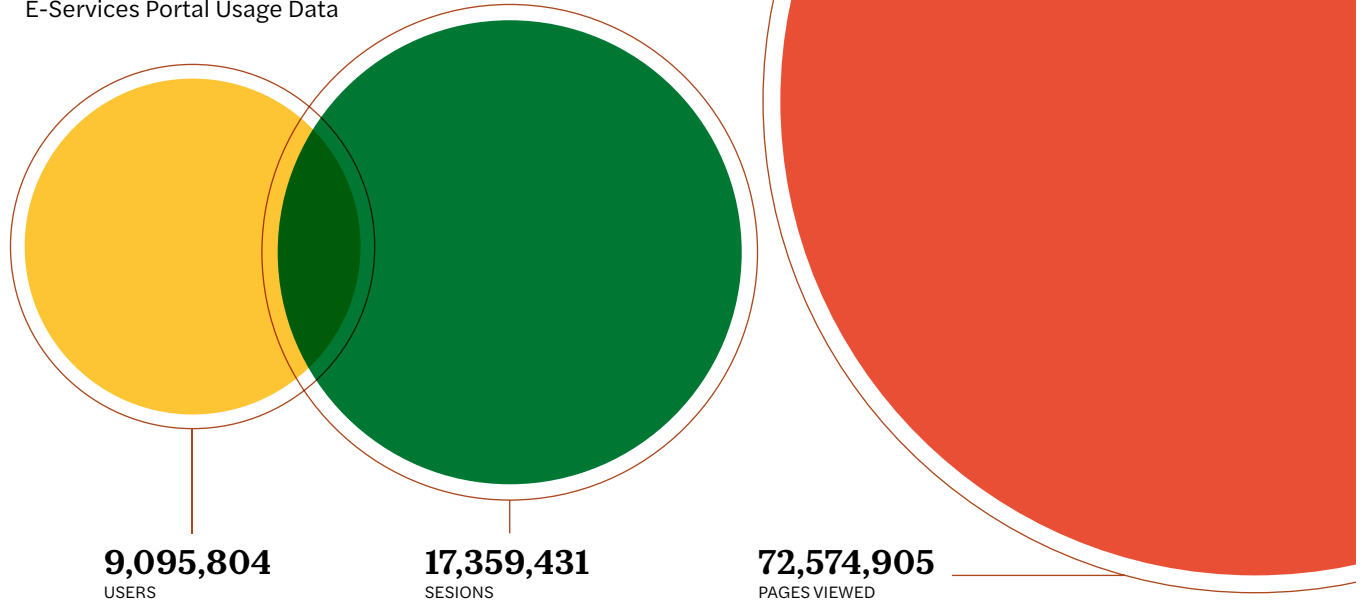
**Open Data Portal**  
Open Data Portal Usage Data



**Transparency Portal**  
Transparency Portal Usage Data



**E-Services Portal**  
E-Services Portal Usage Data



# 3. Economy and Employment

“One of the most notable features of Madrid is its low cost of living, making it a rare find. With all the perks of a bustling European city without the price tag—for both residents and corporations alike—it’s no surprise that Madrid continues to make its mark on the business world.”

— Saffron, City Brand Barometer 2021

## Economy

### GROSS DOMESTIC PRODUCT

→ 2021

#### Gross Domestic Product

**€152.613 B**

GDP of the city of Madrid  
→ +9.17% vs 2020

**65.04%**

of the GDP of the region of Madrid  
→ €234.639 B

**12.65%**

of Spain's GDP  
→ €1.206.842 B

#### Gross Domestic Product Per Capita

**46,434€**

GDP per capita in the city of Madrid

**34,754€**

GDP per capita in the region of Madrid

**25,468€**

GDP per capita national average

#### PGDP by Sector of Activity in the City of Madrid

**87.47%**  
SERVICES

**8.54%**  
MINING, INDUSTRY AND ENERGY

**3.96%**  
CONSTRUCTION

**0.03%**  
AGRICULTURE AND LIVESTOCK FARMING

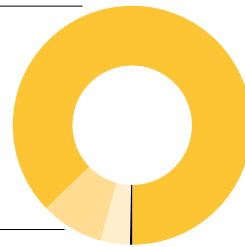
#### Gross Value Added

**€137.691 B**

GVA in the city of Madrid

**€214.977 B**

GVA in the region of Madrid



#### City of Madrid Services Sector GDP Breakdown

**24.16%**  
TRADE, TRANSPORT AND HOSPITALITY


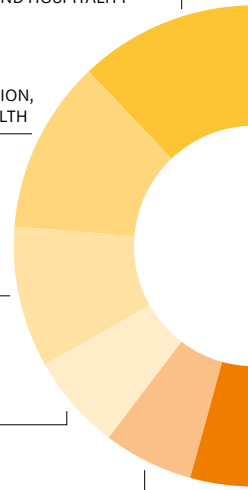
**23.27%**  
PUBL.C ADMINISTRATION, EDUCATION AND HEALTH

**19.00%**  
PROFESSIONAL, SCIENTIFIC AND TECHNICAL ACTIVITIES

**12.90%**  
INFORMATION AND COMMUNICATIONS

**12.09%**  
REAL ESTATE ACTIVITIES

**8.58%**  
FINANCIAL AND INSURANCE ACTIVITIES



### CONSUMER PRICE INDEX

→ 2021

**107.0**

Consumer Price Index (CPI) in the region of Madrid  
→ 2,7% annual change

### ECONOMIC INDICATORS

→ 2021

**116.8**

Harmonised Business Confidence Index in the city of Madrid

**-7.5**

Business Climate Indicator in the city of Madrid

**120.19**

Retail Trade Index in the region of Madrid

**107.20**

Industrial Production Index in the region of Madrid

### AVERAGE ANNUAL HOUSEHOLD EXPENDITURE

→ 2021


**€ 34,408**

Average annual household expenditure in the city of Madrid

**€14,927**

Average annual expenditure per person in the city of Madrid





COMERCIO EXTERIOR

→ 2021

Exports

**€37,783 B**

Export volume in the region of Madrid in 2021  
→ 39.32 % vs 2020

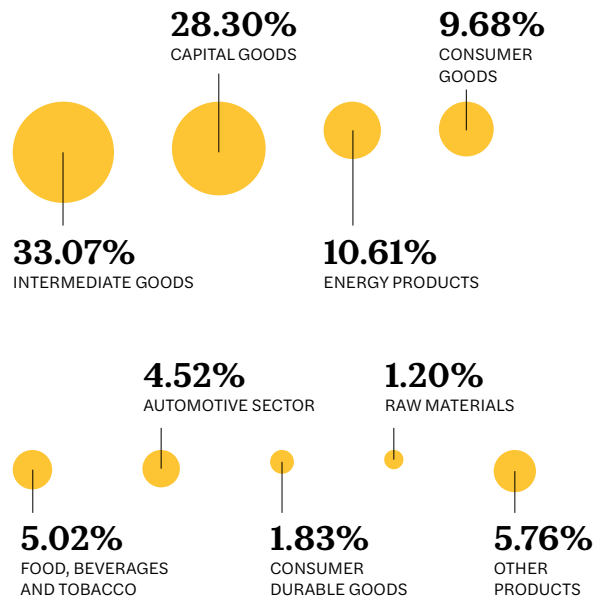
**11.93%**  
of Spain's total export volume  
→ €316.609 B

The Region of Madrid's Exports by Country of Destination

5.81% ITALY    8.18% UNITED KINGDOM    8.36% GERMANY    12.09% PORTUGAL    12.14% BELGIUM    14.73% FRANCE



The Region of Madrid's Exports by Type of Goods



Imports in the Region of Madrid by Country of Origin

12.52% GERMANY    10.50% CHINA    9.89% FRANCE    9.19% UNITED STATES    6.77% SWITZERLAND    6.18% NETHERLANDS



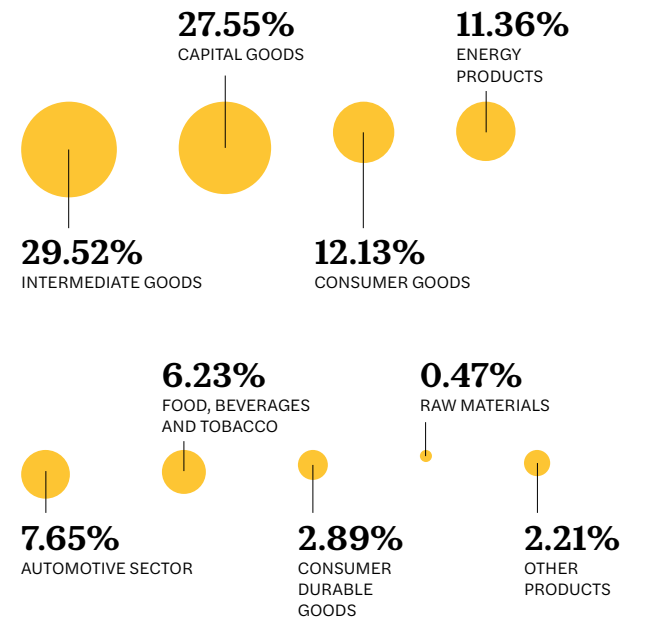
Imports

**€81,568 B**

import volume in the region of Madrid in 2021  
→ +29,31 vs 2020

**23.8%**  
of Spain's total import volume  
→ 342.787 M€

Imports in the Region of Madrid by Type of Goods





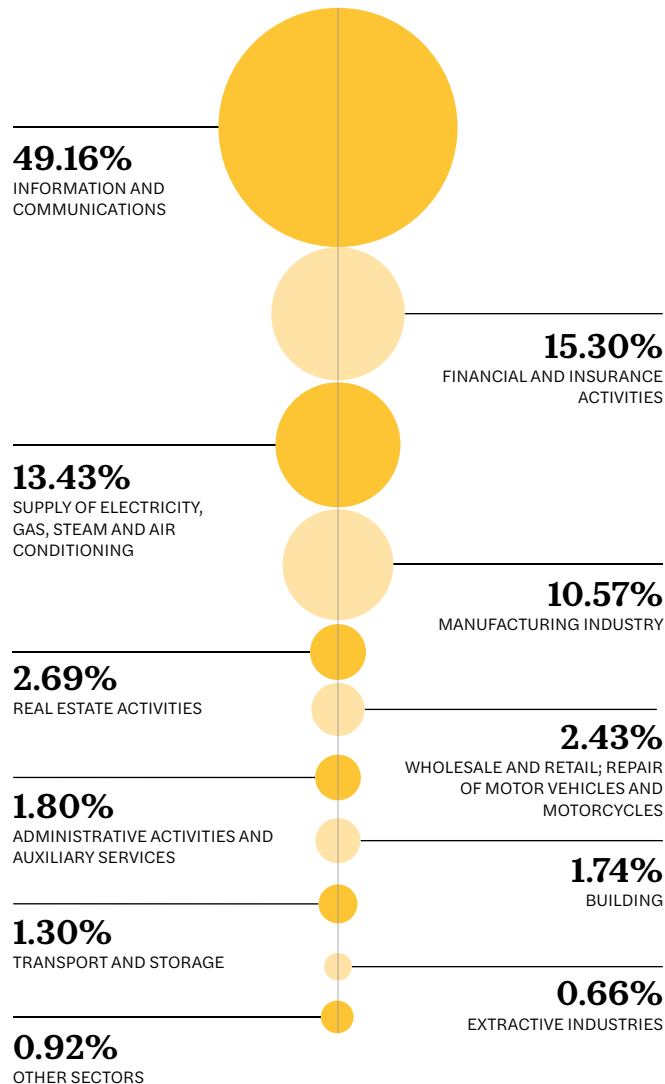


FOREIGN INVESTMENT

Foreign Investment by the Region of Madrid

**€18,134 M B**  
 invested abroad by the region of Madrid  
**71.76%**  
 of Spain's total foreign investment  
 → 25.306 M€

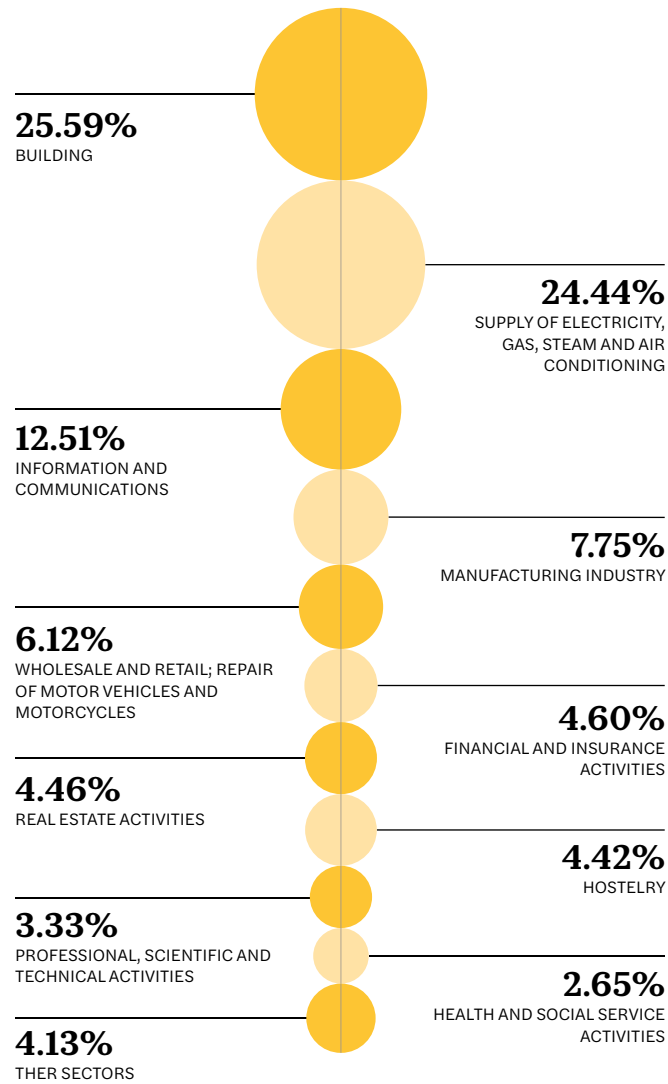
Foreign investment in the Region of Madrid by economic sector



Foreign Investment Received in the Region of Madrid

**€21,850 B**  
 Of foreign direct investment (FDI) received in the region of Madrid  
**73.46%**  
 of all FDI received in Spain  
 → 29.743 M€

Foreign Investment in the Region of Madrid by Economic Sector

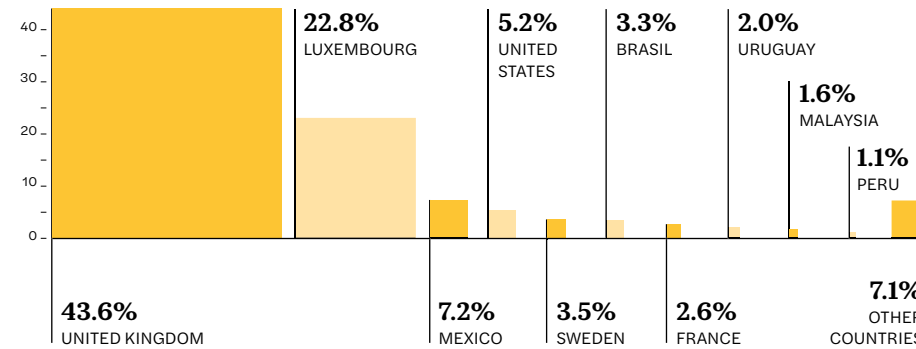


→ 2021

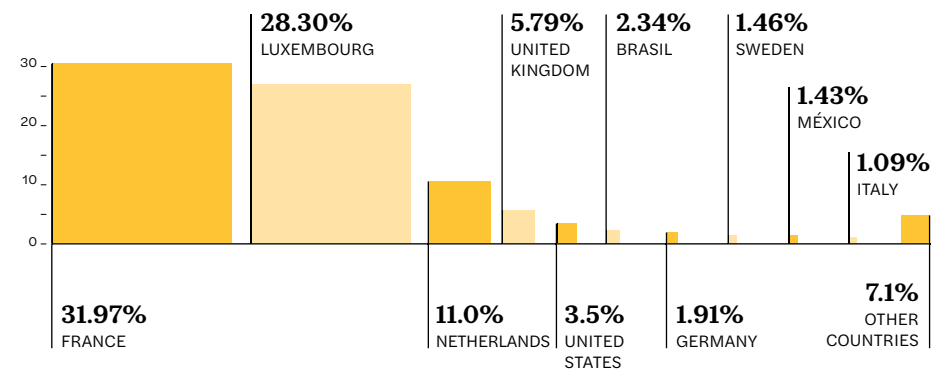
COMPANIES

→ 2021

Foreign Investment by the Region of Madrid by Country of Destination

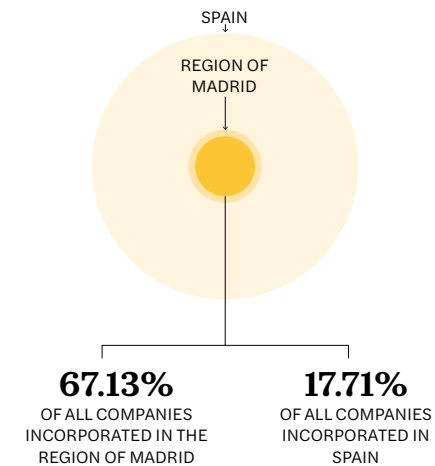
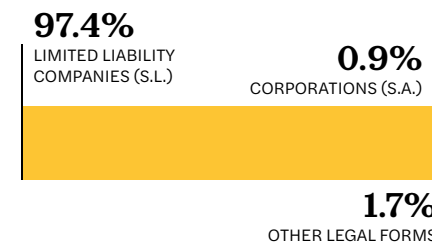


Foreign Investment in the Region of Madrid by Country of Origin



NEW COMPANIES

**15,903**  
 companies incorporated in the city of Madrid in 2021  
 → +32.07% from 2020



**547,040**  
 active companies in the region of Madrid

**16.25%**  
 of all companies in Spain  
 → 3,366,570


**314,028**  
 active companies in the city of Madrid

**9.33%**  
 of all companies in Spain  
 → 3,366,570

Companies Listed on the IBEX 35  
 → 2021

**16**  
 companies headquartered in the city of Madrid

**5**  
 companies headquartered in the region of Madrid





# Employment

## OVERVIEW OF THE LABOUR MARKET → 2021

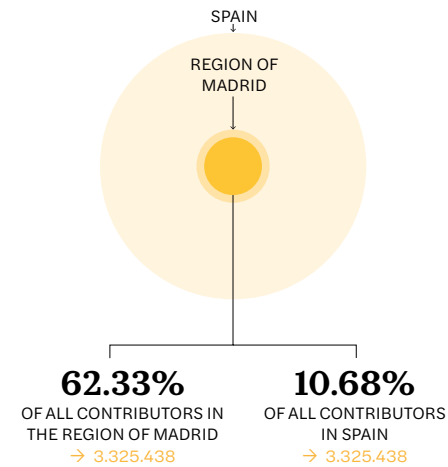
Workers in the city of Madrid

Social Security Contributors

**2,072,717**

social security contributors in the city of Madrid

→ 14 January 2022



## Social Security Contributors in Madrid by Type of Employment → 14 January 2022

**1,803,273**


contributors to the General Scheme

**196,420**

contributors to the Self-Employed Scheme

**73,024**

contributors to other schemes



## Contracts Signed with a Workplace in the City of Madrid

**1,421,726**

contracts signed with a workplace in the city of Madrid:

**292,869**

open-ended contracts

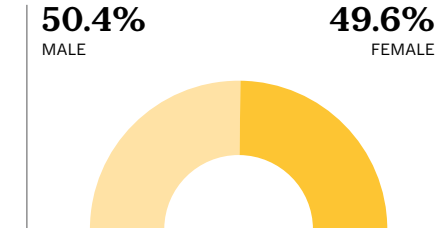
**1,115,202**

fixed-term contracts

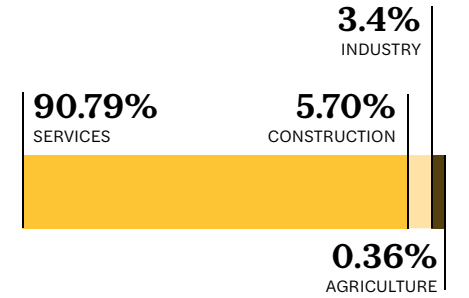
**13,655**

training contracts

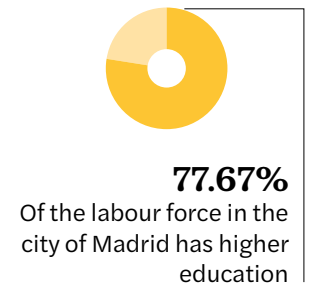

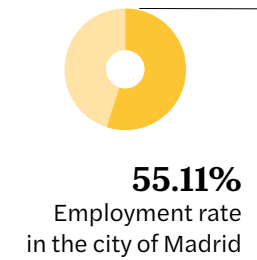
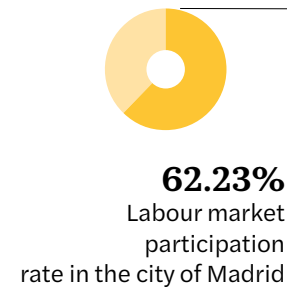
Contracts in the City of Madrid by Sex



Contracts in the city of Madrid by Sector of Activity



## EMPLOYMENT RATES IN THE CITY OF MADRID → 2021



## EMPLOYMENT AGENCY OF THE CITY OF MADRID

Activity data → 2021

**5,753**

Jobs offered

**1,610**

People trained in skills for access to employment

**6,790**

Number of places offered in training courses

**33,005**

People participating in orientation programs

**9**  
Individual assistance office



**8**  
Training centres



**14,514**

Candidates pre-selected and put forward for company recruitment processes

**74,710**

People assisted

**5,226**

Brokerage contacts with companies



# 4. Shopping and Trade

“Cosmopolitan, festive and bustling, Madrid is becoming a popular place of residence for buyers from around the world.”

— Barnes, Global Property Handbook

## TOP 5 FASHION EVENTS IN THE CITY OF MADRID

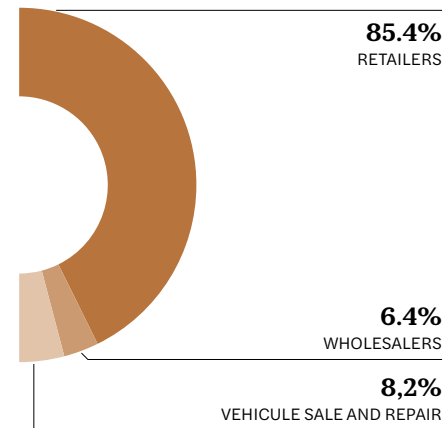
- Madrid is Fashion
- Mercedes Benz Fashion Week
- Madrid Craft Week
- Meninas Madrid Gallery
- Flower Market

## MERCAMADRID → 2021

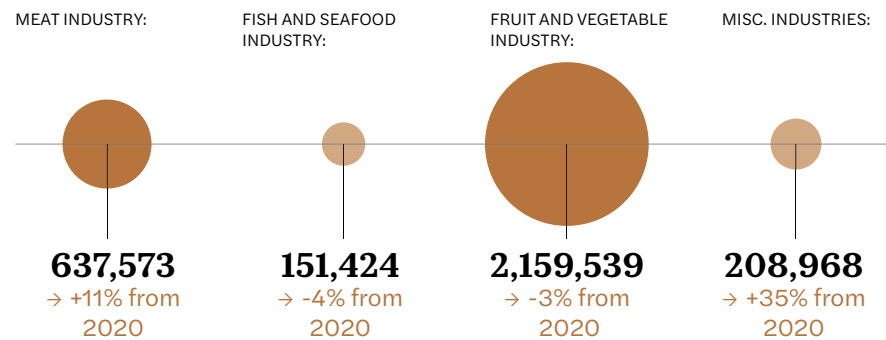
<b>20,000</b> visitors per day on average	<b>12,000,000</b> consumers	<b>9,000</b> workers
<b>690</b> supply trucks per day on average	<b>2,215,060 m<sup>2</sup></b> area	<b>€5.3 B</b> net profit in 2021
	<b>800</b> companies	

## SHOPPING AND TRADE

**37,935**  
commercial premises:



**3,157,505**  
tonnes of fresh products placed on the market in 2021:  
→ +1,5% from 2020



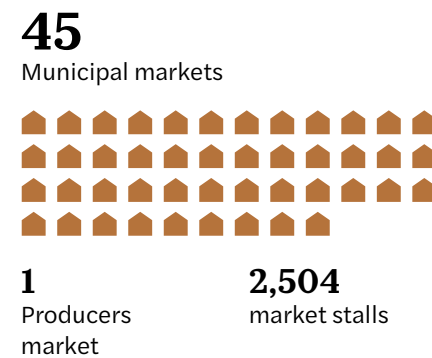
### Origin of Products Placed on the Market:



**15** shopping districts of interest to tourists  
**176** establishments over one hundred years old  
**1** municipal trade and commerce school



## MUNICIPAL MARKETS



## MERCADO 47



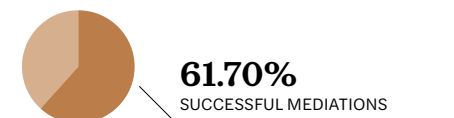
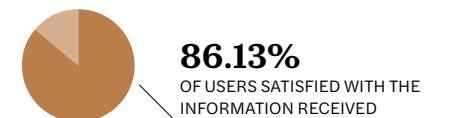
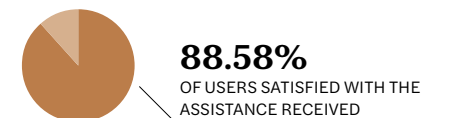
## CONSUMPTION

**1** Consumer Arbitration Board  
**22** Consumer Information Offices (OMIC)  
**17,536** complaints processed

People assisted:

**14,531**  
people attended to on a personalised basis by appointment

**11,943**  
email enquiries answered in a personalised way




# 5. Innovation and Entrepreneurship

Madrid was granted the label "European Entrepreneurial Region" (EER) 2021-2022 by the European Committee of the Regions, project that identifies and rewards EU regions and cities which show an outstanding and innovative entrepreneurial policy strategy, irrespective of their size, wealth and competences.

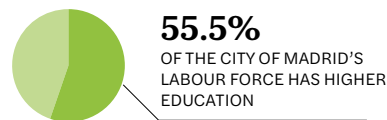
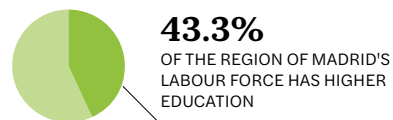
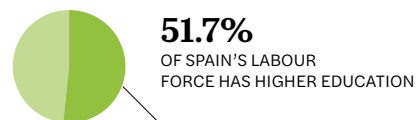
## TOP 5 INNOVATION EVENTS IN THE CITY OF MADRID

- Hospitality Innovation Planet
- Global Robot Expo
- South Summit Madrid
- Madrid Tech Show
- Cotec, Presentation of the yearbook



## TALENT

### Higher Education → 2021



### Professional Qualifications → 1 de January de 2022

**384,521**  
advanced engineering graduates, university degree graduates and senior management staff employed in the city of Madrid  
→ 20% of the total

**174,809**  
3-year technical engineering degree graduates, qualified specialists and assistants employed in the city of Madrid  
→ 9% of the total

### Workers Employed in Internal R&D (Full-Time) → EJC 2021

**61,120**  
workers employed in internal R&D in the region of Madrid in 2020  
→ +6.9% from 2020

**24.48%**  
OF ALL WORKERS EMPLOYED IN INTERNAL R&D IN SPAIN



### Researchers in Internal R&D (Full-Time) → EJC 2021

**38,127**  
researchers in the region of Madrid  
→ +6.8% from 2020

**24.73%**  
OF ALL RESEARCHERS IN SPAIN



## SCIENTIFIC OUTPUT

→ 2021

**2,224**  
doctoral theses successfully completed in universities in the region of Madrid:

**19.61%** OF ALL DOCTORAL THESES SUCCESSFULLY COMPLETED IN SPAIN IN 2021 (11,344)



**1,864**  
doctoral theses successfully completed in universities in the city of Madrid:

**79.51%** COMPLETED BY SPANISH NATIONALS



**20.49%** COMPLETED BY FOREIGN NATIONALS

**269**  
Patent applications in the region of Madrid

**19.8%** OF ALL PATENT APPLICATIONS IN SPAIN (1,361)



**11,882**  
trademark applications in the region of Madrid

**23.0%** OF ALL TRADEMARK APPLICATIONS IN SPAIN (51,585)



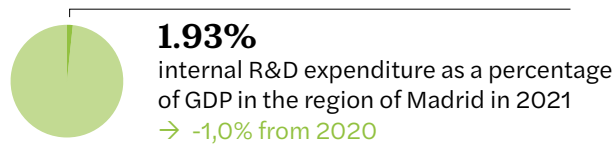


RESEARCH AND DEVELOPMENT (R&D)

→2021

**€4,536 B**

expenditure on R&D in the region of Madrid in 2021  
→ +6,66% from 2020



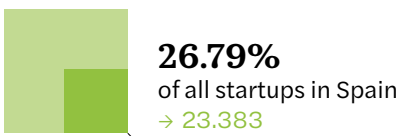
**1,800**  
R&D companies in the region of Madrid  
→ 2021

**21.93%**  
of all R&D companies in Spain  
→ 8,206 companys



STARTUPS

**6,265**  
startups in the region of Madrid in 2021  
→ +1,74 vs 2020



**€1.245 B**  
invested in startups headquartered in the region of Madrid in 2021  
→ +256.98% from 2020



HIGH TECHNOLOGY

**25,308**

high-tech establishments in the region of Madrid  
→ 2021

**€1,906 B**

expenditure on high-tech R&D in the region of Madrid  
→ 2021

**314,200**

workers employed in high technology in the region of Madrid  
→ 2021

BIOTECHNOLOGY

**€572 M**

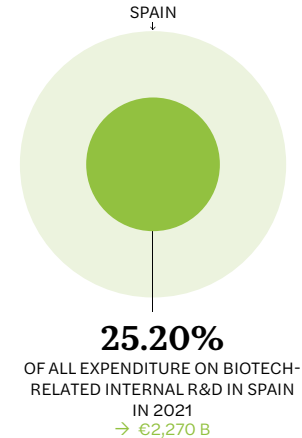
expenditure on biotech-related internal R&D in the region of Madrid in 2021

Venture Capital & Private Equity Investment  
→ 2021

**€4.655 B**  
of VC/PE invested in the region of Madrid in 2021  
→ +24.47% from 2020



**263**  
VC/PE investments in the region of Madrid



RESEARCH & DEVELOPMENT CENTRES

→2021

R&D Centres in the Region of Madrid

**8**

Science and Technology Parks



**6**

International Campuses of Excellence (CEI)



**7**

Research and Excellence Centres (IMDEA)



**8**

Health Research Institutes (IIS)



**13**

Singular Scientific and Technical Infrastructures (ICTS)



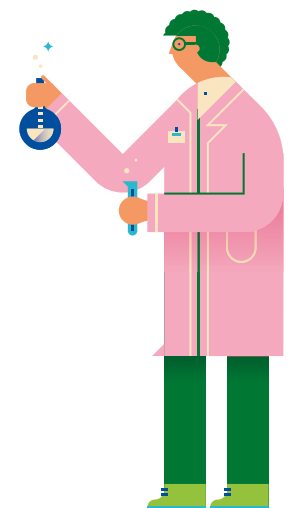
**13**

Foundations for Biomedical Research (FIB)



**41**

Research Institutes and Centres (CSIC)



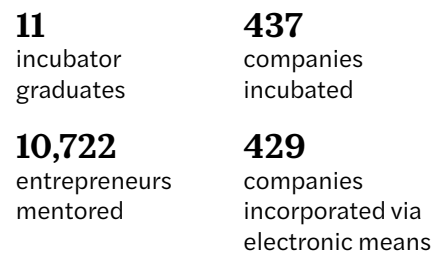
SUPPORT FOR ENTREPRENEURS PROVIDED BY THE CITY OF MADRID

→ 2021

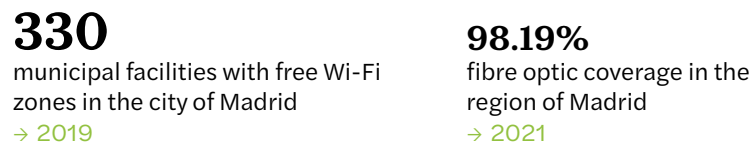
Entrepreneurial Activity in Municipal Spaces in the City of Madrid



Entrepreneurial Activity in Municipal Spaces in the City of Madrid


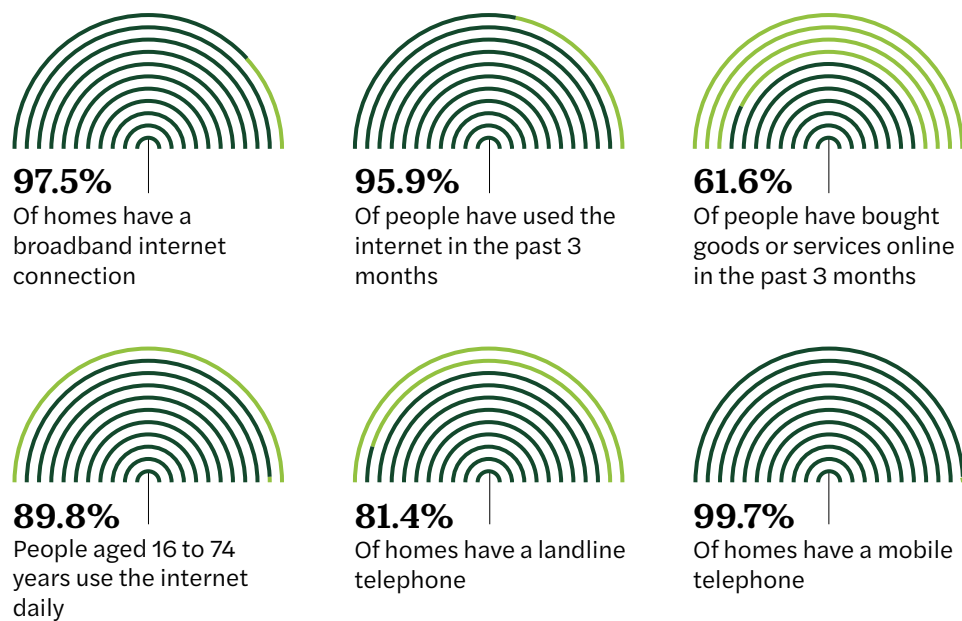


ICT ENVIRONMENT



Use of Information and Communications Technology in the Region of Madrid

→ 2021



# 6. Education

Several top universities and postgraduate schools have also built an international reputation in the last decade.

— Saffron, City Brand Barometer 2022

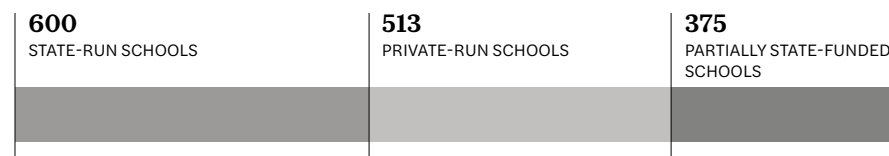


## NON-UNIVERSITY EDUCATION

Schools  
→ 2020-2021


**339**  
of them offer bilingual education

### Schools by Ownership

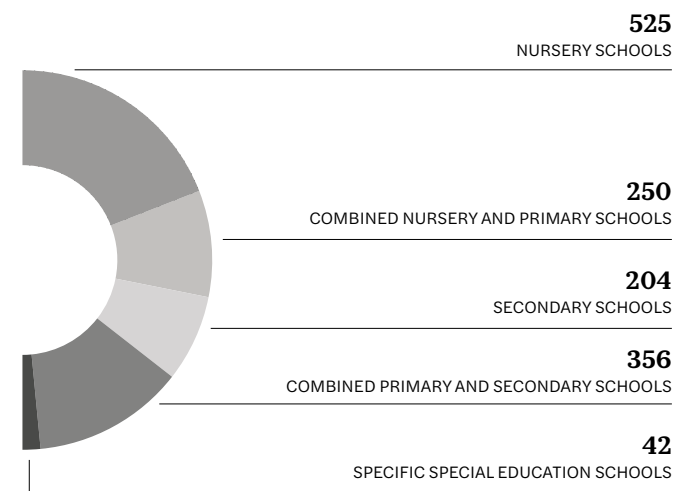


**1,488**  
SCHOOLS IN THE CITY OF MADRID


### Schools by Form of Education:



### General Education Institutions



### Specialised Education Institutions








### Municipal Schools

→ 2021

#### General Education Institutions

**71**

NURSERY SCHOOLS FOR CHILDREN AGED 0-3  
→ 8,068 PLACES



#### Specialised Education Institutions

**14**

MUSIC SCHOOLS



**2**

MUSIC AND DANCE SCHOOLS



**1**

DRAMATIC ARTS SCHOOL



**1**

CERAMICS SCHOOL



### Enrolled Students

→ 2021-2022

#### Enrolled students

**525,217**

students enrolled in general education institutions in the city of Madrid

**61,433**

foreign students in the city of Madrid

**348,557**

students enrolled in bilingual education institutions in the Madrid region

#### No. of Students Enrolled, by Ownership of Institution

**207.847**

students enrolled in state-run schools

**217.833**

students enrolled in partially state-funded schools

**99.573**

students enrolled in privately-run schools

#### Students Enrolled in General Education Institutions

**35,902**

STUDENTS IN STAGE ONE NURSERY SCHOOL  
→ 0 TO 3 YEARS

**175,061**

STUDENTS IN PRIMARY SCHOOL  
→ 6 TO 12 YEARS

**47,249**

ALUMNOS DE BACHILLERATO  
→ 16 TO 18 YEARS

**2,906**

SPECIAL EDUCATION STUDENTS

**77,44**

STUDENTS IN STAGE TWO NURSERY SCHOOL  
→ 3 TO 6 YEARS

**119,911**

STUDENTS IN COMPULSORY SECONDARY SCHOOL (ESO) → 12 TO 16 YEARS

**66,744**

STUDENTS ENROLLED IN VOCATIONAL TRAINING COURSES

### Teachers

**46,244**

teachers at non-university education institutions in the city of Madrid


→ ACADEMIC YEARS 2021-2022



#### Teachers by Form of Education

**43,169**

teachers in general education institutions::



**2,620**

teachers in specialised education institutions

**455**

teachers in adult education institutions

UNIVERSITY EDUCATION

Universities

8

universities in the city of Madrid:

4

public universities



4

private universities



6

authorised foreign universities in the city of Madrid



18

universities in the region of Madrid:

7

public university



11

private university




Students Enrolled by Form of Degree and Nationality

Undergraduate Degrees

255,054


students enrolled in undergraduate degrees in the city of Madrid:



Master's Degrees

28,449


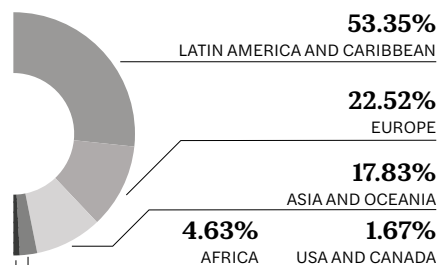
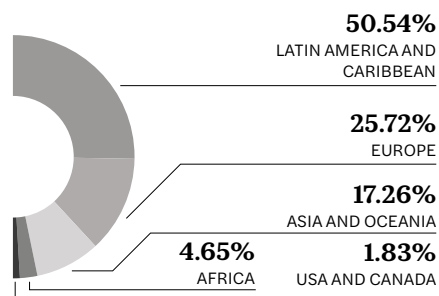

students enrolled in Master's degrees in the city of Madrid:



PhD Degrees

11,788

students enrolled in PhD degrees in the city of Madrid:





# 7. Culture & Leisure

The Paseo del Prado and Buen Retiro, Landscape of the Arts and Sciences, Landscape of Light, was inscribed, in 2021, on the UNESCO World Heritage List as a Cultural Landscape; a landscape of outstanding value that man has shaped throughout history.

## EXPENDITURE ON CULTURE

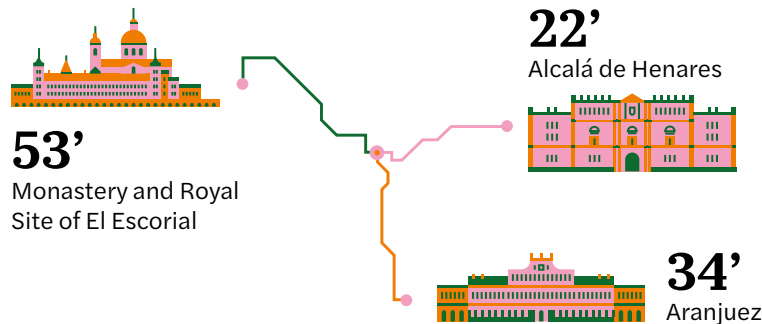
**€102,484,000**

public expenditure on culture in the region of Madrid  
→ 2020

**255.5€**

average expenditure per person on cultural goods and services in the region of Madrid  
→ 2021

## DISTANCE TO UNESCO WORLD HERITAGE SITES

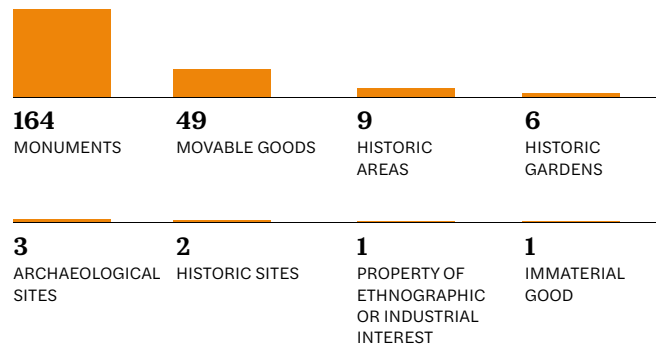


## ASSETS OF CULTURAL INTEREST ("BIC")

→ 2021

**235**

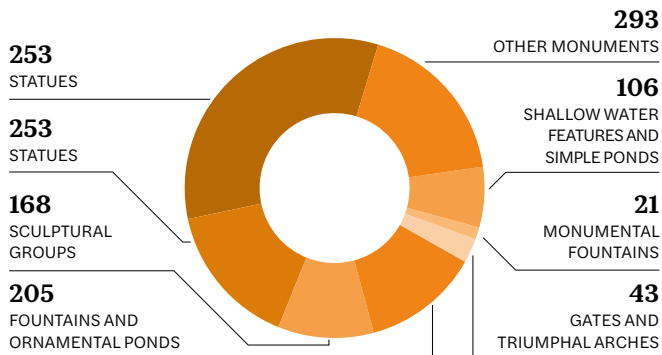
Bienes declarados de Interés Cultural (BIC) en la ciudad de Madrid<sup>1</sup>:



## MONUMENTS

**1,556**

monuments in the city of Madrid:

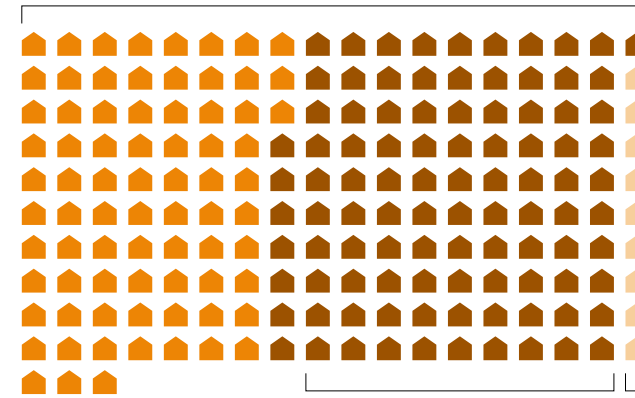


## MUSEUMS

→2021


**193**

MUSEUMS IN THE REGION OF MADRID



## Visitors

REINA SOFÍA MUSEUM:



**1,641,669**

visitors  
→ +30.56% from 2020

PRADO MUSEUM:



**1,126,875**

visitors  
→ +32.24% from 2020


THYSSEN-BORNEMISZA MUSEUM:



**532,669**

visitors  
→ +103.37% from 2020

MUNICIPAL MUSEUMS



**511,920**

visitors  
→ +34.68% from 2020

## CINEMAS

→2021

**73**

cinemas in the region of Madrid

**38**

cinemas in the city of Madrid

**8.8 M**

viewers cinemas in the region of Madrid

**523**

screening rooms in the region of Madrid

**224**

screening rooms in the city of Madrid

**1,212**

films screened in the region of Madrid



## PERFORMING ARTS AND MUSICALS

→2021

**91**

concert venues in the region of Madrid

**1,090**

theatre companies in the region of Madrid

**239**

theatres in the region of Madrid

**193**


dance companies in the region of Madrid

**290**

theatrical stage spaces in the region of Madrid

**127**

theatres in the city of Madrid



1 BIENES DE INTERÉS CULTURAL (BIC) EN LA CIUDAD DE MADRID

LIBRARIES

534

libraries in the region of Madrid

1 National library in the city of Madrid



1 Regional library in the city of Madrid



6 Bibliometros managed by the Community of Madrid in the city



6 Bibliometros managed by the city of Madrid in the city



2 Bibliored library kiosks



52

municipal public libraries in the city of Madrid: → 2021

15 public libraries managed by the Community of Madrid



5 specialised municipal libraries



32 public libraries managed by the city of Madrid




1,188,922 visitors to municipal libraries

6,884 activities carried out in libraries

1,132,404 annual loans from municipal libraries

58,424 attendees to activities



# 8. Sports

In 2021, the city of Madrid hosted 20 major international sporting events and over 250 competitions, international races, and fun runs.

### TOP 5 SPORTS EVENTS BY NUMBER OF ATTENDEES

- Mutua Madrid Open
- Rock and Roll Running Series
- Davis Cup Finals
- Meeting de Atletismo
- King's Cup of Basketball

### EXPENDITURE ON SPORT → 2021

**€103,917,592**

public spending on sport in the city of Madrid

**€34,713,000**

public expenditure on sport in the region of Madrid

**€107.2**

average expenditure on sport per person in the region of Madrid

### CITY OF MADRID MUNICIPAL SPORTS FACILITIES → 2021

**40**

million: number of times municipal sports services and activities were used in 2021


**3,671,516 m<sup>2</sup>**

area devoted to sport in the city of Madrid

→ 1.124 m<sup>2</sup> per thousand inhabitants


**514**

BASIC SPORTS VENUES



**75**

MUNICIPAL SPORTS CENTRES



**2,329**

sports facilities in municipal sports centres:

**14**

CLIMBING WALLS



**55**

FITNESS AND WEIGHT ROOMS




**90**

INDOOR SWIMMING POOLS




**184**

TENNIS COURTS



**286**

PADEL COURTS



**3**

RUGBY FIELDS



**38**

FRONTONS AND SHORT FRONTONS



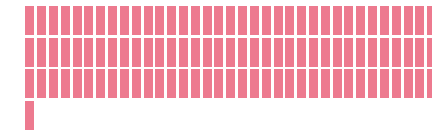
**63**

7-A-SIDE FOOTBALL PITCHES



**109**

MULTIPURPOSE ROOMS




**228**

AREAS FOR TRADITIONAL SPORTS



**284**

OTHER SPORTS FACILITIES



**11**

ATHLETICS TRACKS



**48**

SPORTS COMPLEXES



**66**

SUMMER SWIMMING POOLS




**112**

11-A-SIDE FOOTBALL PITCHES



**738**

INDIVIDUAL AND MULTI-SPORT COURTS





# 9. Tourism

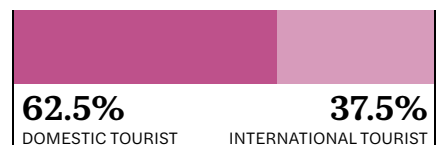
Madrid was named Europe's Leading Meetings & Conference Destination for the fourth year in a row at the 28th edition of the World Travel Awards, travel industry's most prestigious awards programme.

## TOURIST ASSISTANCE AND INFORMATION SERVICES (SAIT)

**11** Tourist Assistance and Information Centre in the city of Madrid

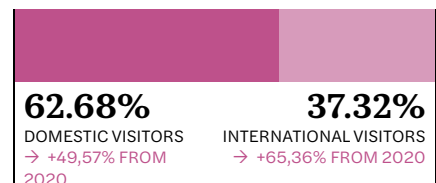
**14** Tourist Information Points

**950,767** Tourist assisted → 2021

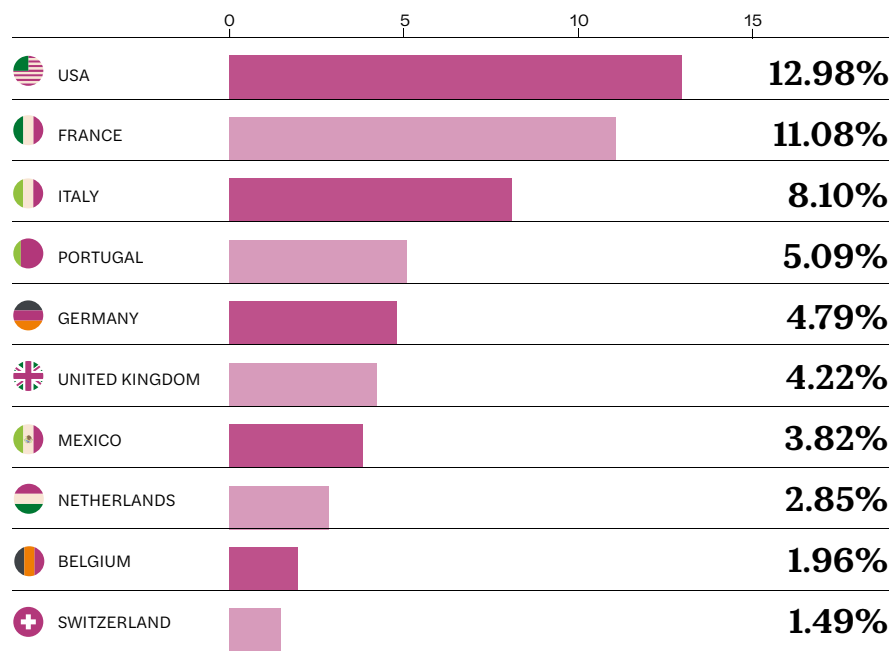


## VISITORS → 2021

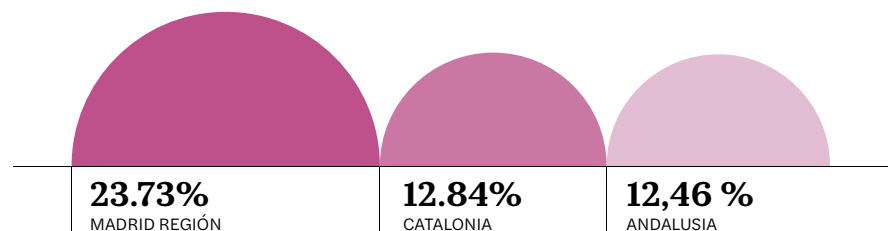
**4,953,244** visitors to the city of Madrid in 2021  
→ +84,58% from 2020




## INTERNATIONAL TOURIST ARRIVALS BY COUNTRY - TOP 10 → 2021



## TOP 3 REGIONS OF ORIGIN FOR DOMESTIC TOURISTS → 2021





OVERNIGHT STAYS (BED NIGHTS)

→2021

**10,903,407**

bed nights in the city of Madrid in 2021  
→ +77.15% from 2020

**6,002,054**

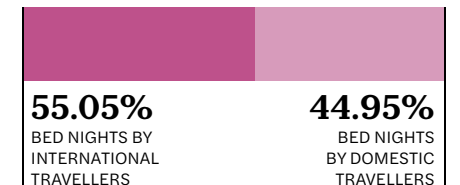
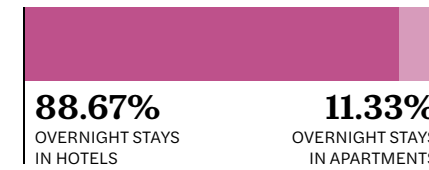
Bed nights by domestic travellers  
→ +99.38% vs 2020

**4,901,353**

bed nights by international travellers  
→ +55.87 vs 2020



According to type of lodging:



ACCOMMODATION

→2021

**599**

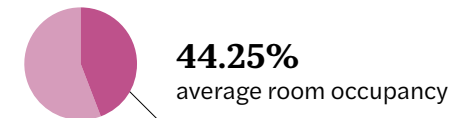

hotel establishments  
→ -0.33% from 2020

**2,20**

nights average stay in the city  
→ -4.03% from 2020

**€89,94**

average daily rate per  
occupied room (ADR)  
→ +4.04% from 2020



**€38,05**  
revenue per available  
room (REVPAR)  
→ +25.59% vs 2020

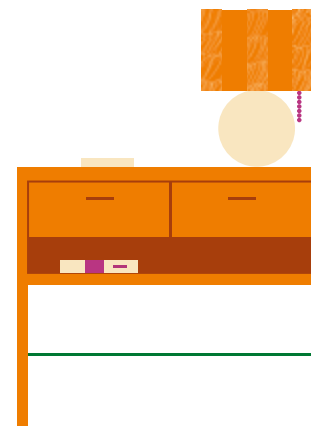
TOURIST SPENDING

**€5,773 B**

total expenditure by international  
tourists  
→ +152% from 2020

**239 €**

average daily expenditure  
→ +29% from 2020







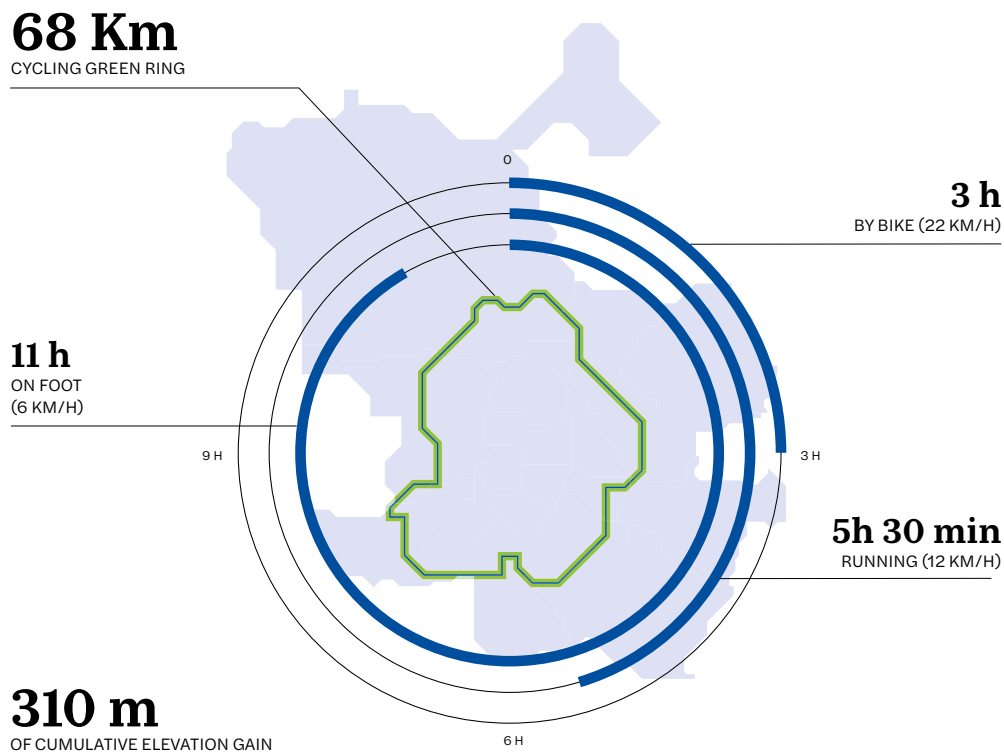
# 10. Environment and Sustainability

Madrid is constructing a 75-kilometre green ring (Bosque Metropolitano), with nearly million and a half new trees. This Urban Forest, designed to restore the soil and its ecosystems, will contribute to the rebalancing of the city, the reduction of CO<sub>2</sub> emissions, the fight against climate change, the ecological and landscape recovery of degraded areas and the increased supply of pedestrian and bicycle paths.

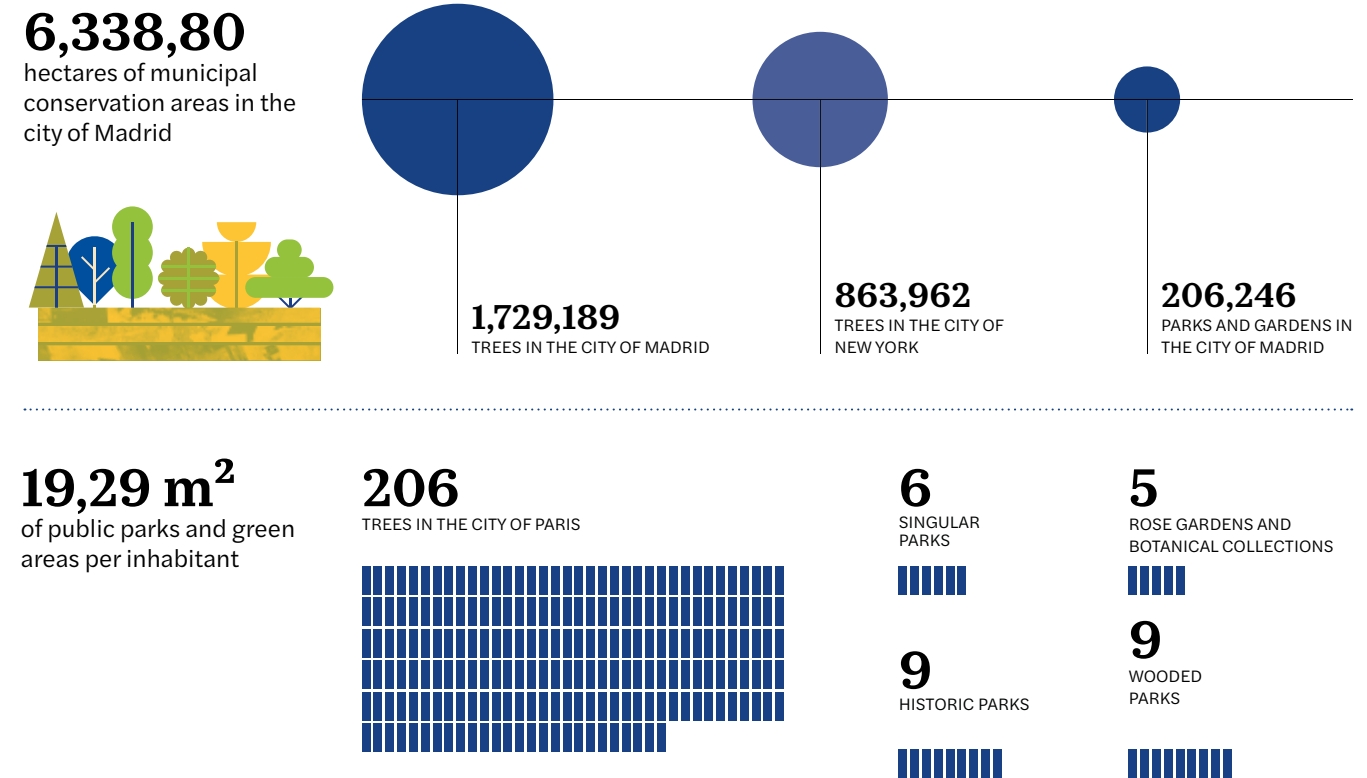
## STREET FURNITURE



## CYCLING GREEN RING




## GREEN AREAS





MADRID RÍO PARK



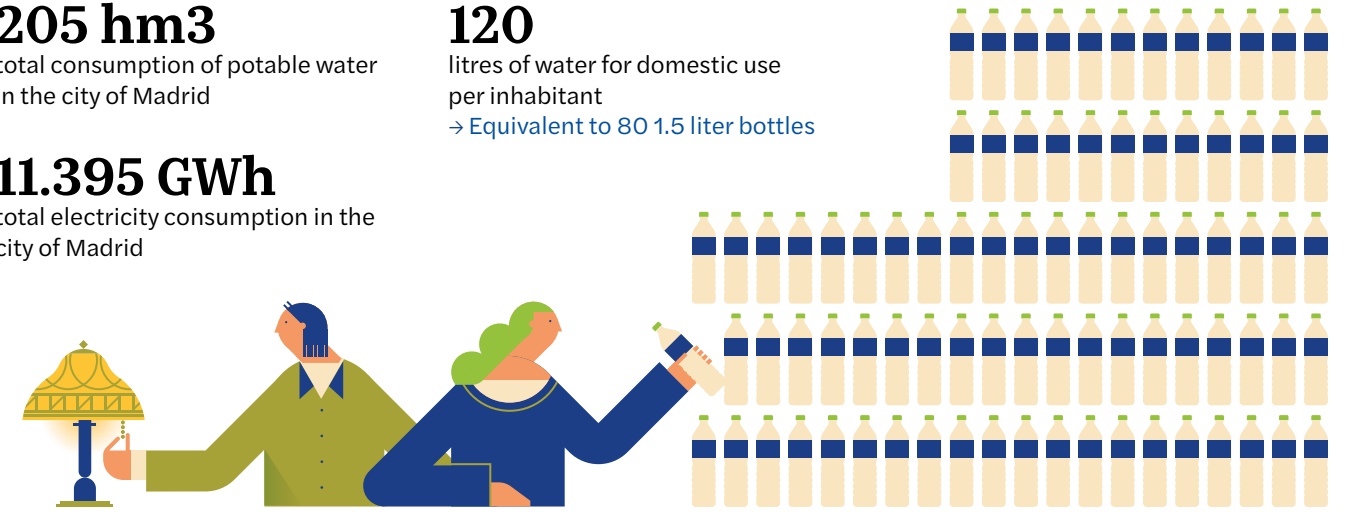
WATER AND ELECTRICITY CONSUMPTION

→ 2021

**205 hm<sup>3</sup>**  
total consumption of potable water in the city of Madrid

**120**  
litres of water for domestic use per inhabitant  
→ Equivalent to 80 1.5 liter bottles

**11.395 GWh**  
total electricity consumption in the city of Madrid



PUBLIC LIGHTING

**260,241**  
LIGHT BULBS IN THE PUBLIC SPACE IN THE CITY OF MADRID

**90,938**  
LED LIGHTS IN THE PUBLIC SPACE

**31,176 kW**  
TOTAL POWER

**4,418 kW**  
OF POWER

**32%**  
energy savings on public lighting in the city of Madrid from 2011 to 2021  
→ Last ten years

WASTE MANAGEMENT AND TREATMENT

Urban Waste Production:

**1,369,923**  
Tonnes of urban waste produced in the city of Madrid

**3,753**  
tonnes of urban waste produced per day

**1,13 Kg**  
of waste per inhabitant produced per day  
→ Daily rate

**413,59 Kg**  
of waste per inhabitant produced per year  
→ Annual Rate

Recycling of Materials:

**203,598**  
tonnes of recyclable materials recovered

**13,408.54**  
tonnes of biostabilised material and compost produced

Environmental Benefits

**303,843.03 MWh**  
of electrical energy produced  
→ Equivalent to the annual consumption of 95,000 homes

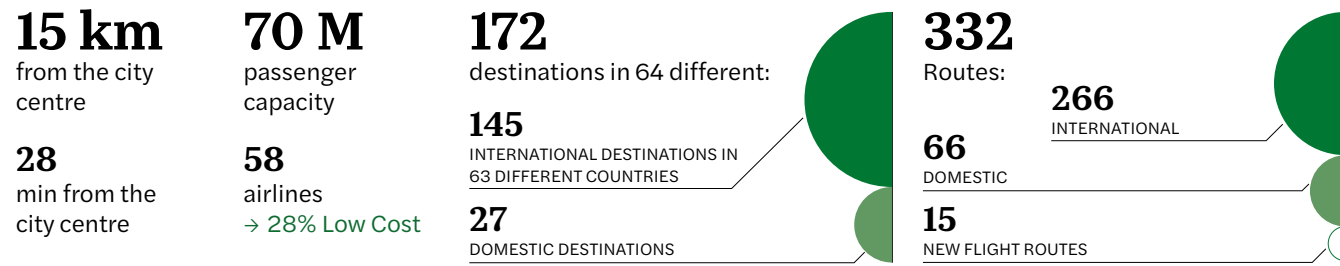
**98,332.59 MWh**  
injected into the gas grid

# 11. Mobility and Transport

“Madrid provides affordable transit through a strong multimodal network including metro, local rail, and buses, as well as park-and-ride facilities. Bikes can be carried on public transport with some restrictions, and the city operates BiciMAD, an electric bike-sharing service.”

— Oliver Wyman Forum, Urban Mobility Readiness

## ADOLFO SUAREZ-MADRID BARAJAS AIRPORT



## THE AIRPORT IN NUMBERS

→ 2021

**24,1 M**

passengers  
→ +41% from 2020

**460 mil**

thousand passengers  
per week on average

**217,539**

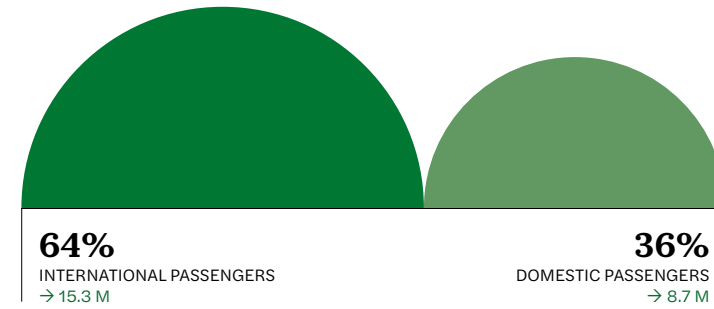
aircraft movements  
→ +31.3% from 2020

**4,183**

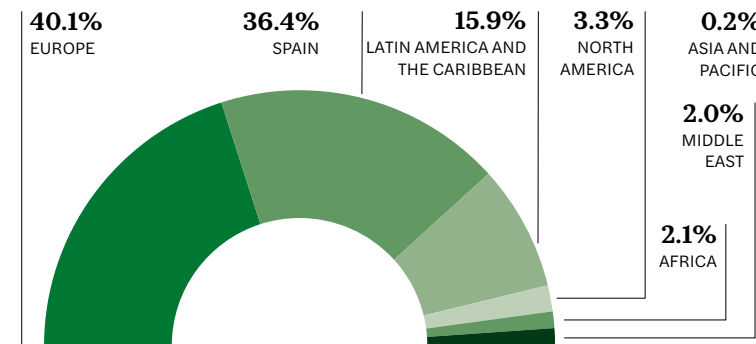
aircraft movements per  
week on average

**523.582**

tonnes of cargo  
→ +30% from 2020



### Passengers arriving according to their origin:



TRAIN

Destinations:

**293**

DIRECT DESTINATIONS FROM THE CITY OF MADRID

**35**

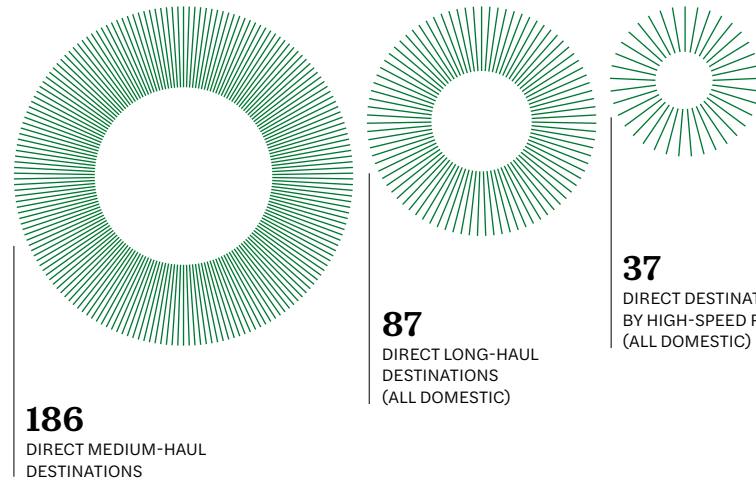
DESTINATIONS SERVED BY THE CERCANÍAS COMMUTER RAIL NETWORK IN THE REGION OF MADRID

**37**

DESTINATIONS SERVED BY THE CERCANÍAS COMMUTER RAIL NETWORK IN THE CITY OF MADRID

**1**

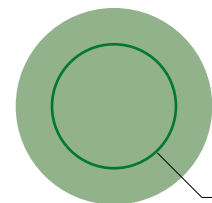
RAIL LINK TO CHINA (YIWU)



Passengers:

**7**

of the 10 stations with the most passengers in 2021 were located in Madrid



**8.4 M**  
HIGH-SPEED, LONG-HAUL AND MEDIUM-HAUL PASSENGERS

**3.34 M**  
OF HABITANTS IN THE CITY OF MADRID

Cercanías Madrid Commuter Rail Network

**160.1 M**  
passengers

**399,461**  
journeys

**1,153**  
trains per day on average  
→ Workdays

**560,230**  
passengers per day on average  
→ Workdays

METRO MADRID

**12**

lines



**2,341**  
metro cars

**1.50€ - 2€**  
fare for a single metro ticket

**442,306 M**  
passengers

**1,4 M**  
users per day  
→ Workdays



**1.712**

ESCALATORS  
→ METRO NETWORK WITH THE 4RD HIGHEST NUMBER OF ESCALATORS IN THE WORLD

**302**

METROS STATIONS  
→ NETWORK WITH THE 5TH HIGHEST NUMBER OF STATIONS IN THE WORLDS

**294 km**

OF METRO TRACKS  
→ 8TH LARGEST METRO NETWORK IN THE WORLD

LIGHT RAIL


**4**

lines



**52**

stations




**35.4 km**  
of tracks



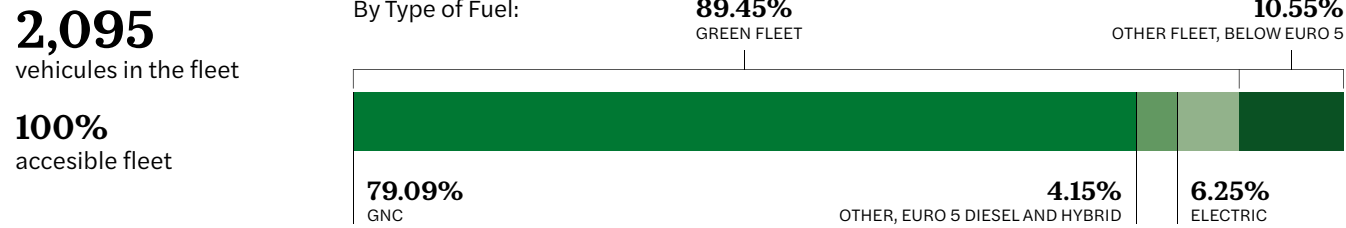
CITY BUSES

Lines

**219** city bus lines: **10.802** BUS STOPS **3.929 km** BUS NETWORK IN THE CITY OF MADRID **93.106 km** TRAVELLED ON CITY PASSENGER BUSES




Bus Fleet



Passengers (2021)

**296,491,925** passengers transported **10,593,050** journeys **21,376** average daily trips on Saturdays


**812,307** passengers per day on average **35,150** daily working average trips **18,227** daily average trips holidays



INTERCITY BUSES

Lines

**468** intercity bus lines **8,611** BUS STOPS **8,651 km** INTERCITY BUS NETWORK IN THE REGION OF MADRID **183,5 M** KM TRAVELLED PER YEAR



Bus Fleet:



Passengers

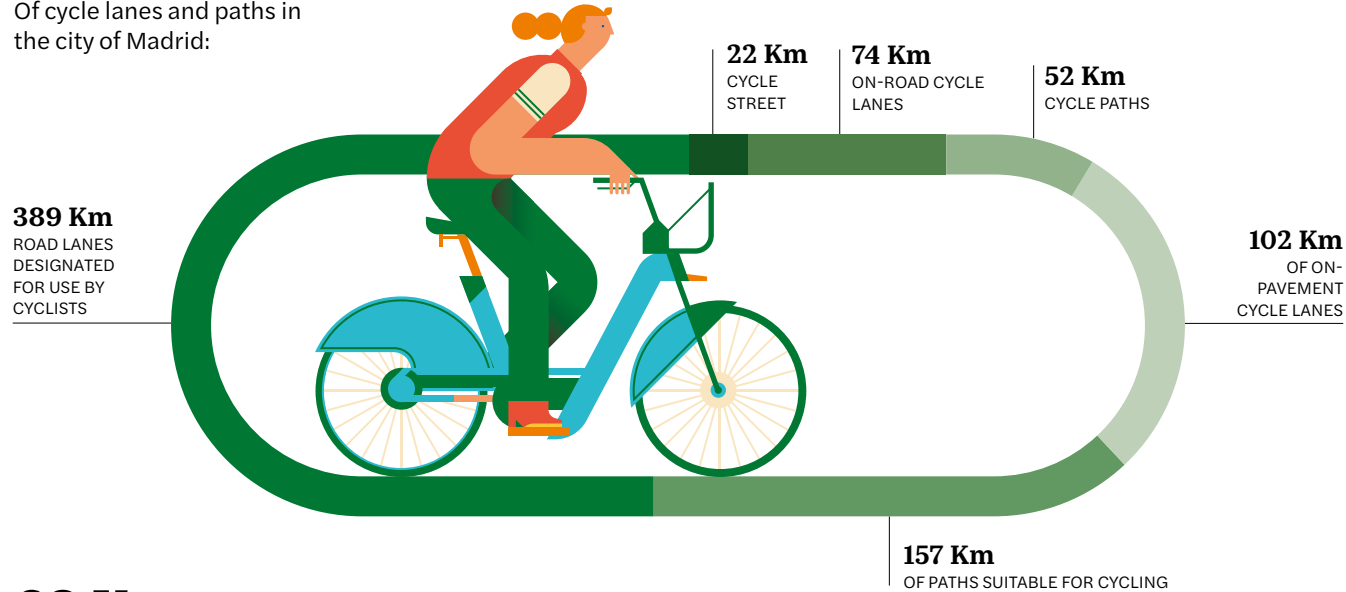
**178.4 B** per year **770,705** passengers per day → Workdays

BICYCLES

→ 2021

# 797 Km

Of cycle lanes and paths in the city of Madrid:



# 68 Km

Cycling green ring

**0.6%** use of bicycles  
→ 1.1% inside the M-30

**1.658** bicycle parking racks  
→ 13,548 plazas



BICIMAD

# 2,964

bicycles  
→ Daily average

**1,242,214** hours of use (2021)

**6,315** docks

TAXI

# 15,776

taxis in the city of Madrid  
→ 2021

**264** stations

**86** BiciPARK parking spots

# 460

taxi ranks

SHARED TRANSPORT

# 4

car-sharing companies in the city of Madrid  
→ carsharing



# 6

motorbike-sharing companies in the city of Madrid  
→ motosharing



VEHICLES

# 14

vehicle registrations per 1,000 inhabitants in the city of Madrid  
→ 2021



# 67

electric vehicle charging points for public use



**9,246** traffic lights with audible signals

**54,683** traffic lights

**51,662** designated vehicle entrances/exits (no parking zones)

# 12. Health and Social Care

In 2021, The EU region with the highest life expectancy at birth was Madrid (85.4 years), according to data from Eurostat, the statistical office of the EU.

## BIRTH AND DEATHS

→2021

**51,366**

births in the region of Madrid

**25,637**

births in the region of Madrid

**49,857**

deaths in the region of Madrid

**29,383**

deaths in the city of Madrid

**1,507**

natural population increase in the region of Madrid

**-3,746**

natural population change in the city of Madrid

## VOLUNTEERS IN MADRID'S MUNICIPAL VOLUNTEER PROGRAMME

**16,643**

volunteers in the municipal volunteer corps

**+600**

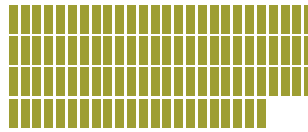
volunteer and humanitarian activities



## SOCIAL CARE

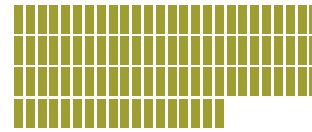
**100**

Day centres for the elderly  
→ 4,700 places



**91**

Municipal centres for the elderly  
→ 331,471 places



**46**

Children's day-care centres  
→ 1.281 places



**39**

social services centre (community)



**19**

Child and family care centres



**6**

Self-managed leisure centres for adolescents  
→ 12-17 years



**5**

attention centres for homeless people  
→ 767 places



**4**

Casa Grande family play centres  
→ Children aged 0-4 años



## HEALTHCARE EXPENDITURE

→ 2021

**€10.583 B**

public healthcare expenditure in the region of Madrid (2020)

**€1,536**

public healthcare expenditure per inhabitant in the region of Madrid  
→ 4.4% of the GDP

## HOSPITALS

**84**

hospitals in the region of Madrid

**37**

PUBLIC HOSPITALS



**47**

PRIVATE HOSPITALS



## HEALTHCARE WORKERS

**48,205**

doctors in the region of Madrid  
→ +2.2% from 2020

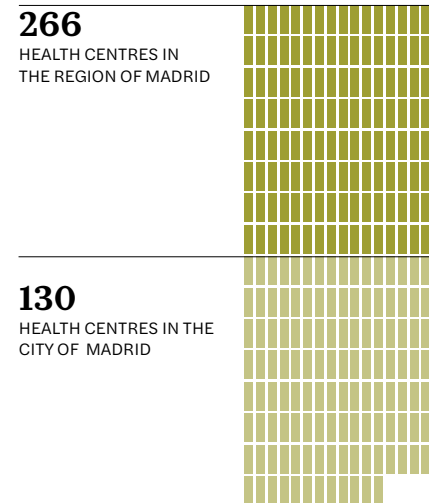
**54,615**

nurses in the region of Madrid

## PUBLIC HEALTH CENTRES

**266**

HEALTH CENTRES IN THE REGION OF MADRID



**16**

MUNICIPAL HEALTH CENTRES IN THE CITY OF MADRID



**5**

SPECIALISED CENTRES



**2**

DIAGNOSTIC SUPPORT CENTRES



**130**

HEALTH CENTRES IN THE CITY OF MADRID



**64,831**

people attended in municipal health centres  
→ 2021

## PHARMACIES

**2,910**

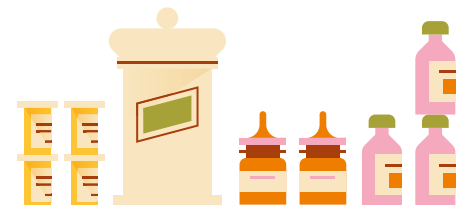
pharmacies in the region of Madrid

**1,814**

pharmacies in the city of Madrid

**13,638**

pharmacists in the region of Madrid





# 13. Safety, Security and Emergency Response


SAMUR- Civil Protection carried out 372 interventions per day in 2021 with a citizen satisfaction level of more than 9 out of 10.

## FIREFIGHTERS

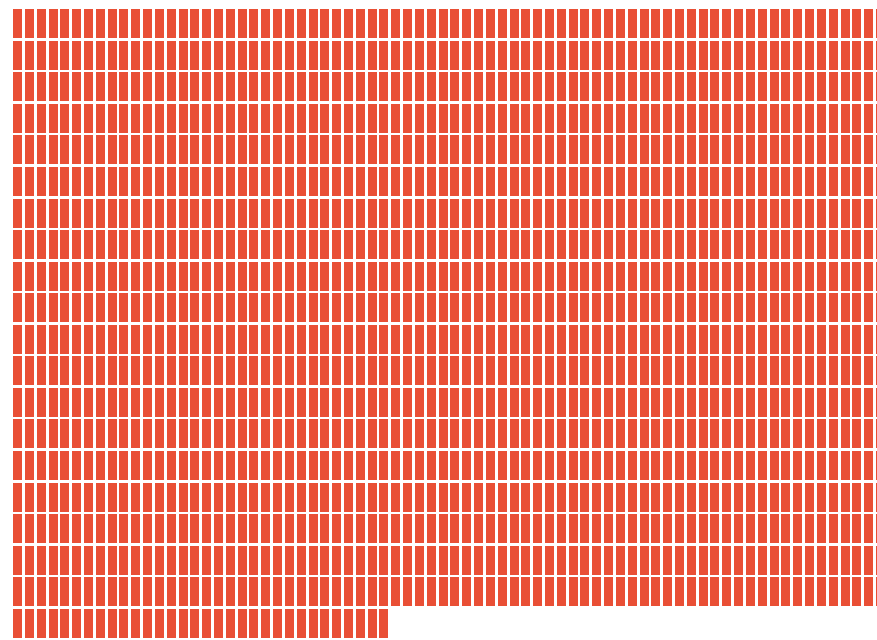
**13**  
FIRE STATIONS



**234**  
VEHICLES



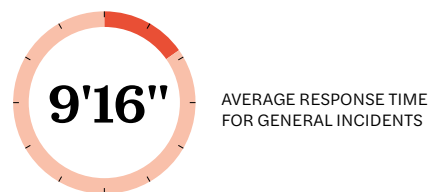
**1,438**  
FIREFIGHTERS



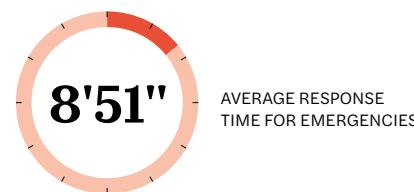
**58,873**  
HOURS DEDICATED TO TRAINING ACTIONS  
→2021

**26,380**  
INCIDENTS RESPONDED  
→2021

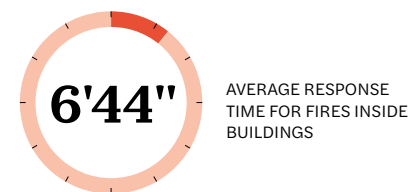
Average response time:



AVERAGE RESPONSE TIME FOR GENERAL INCIDENTS



AVERAGE RESPONSE TIME FOR EMERGENCIES




AVERAGE RESPONSE TIME FOR FIRES INSIDE BUILDINGS


## MEDICAL EMERGENCY RESPONSE SERVICE (SAMUR - PROTECCIÓN CIVIL)

→ 2021


**886**  
EMPLOYEES



**1,106**  
VOLUNTEERS



**211**  
VEHICLES



**1,676**  
RISK EVENTS COVERED BY THE SERVICE

**135,848**  
TOTAL ACTIVATIONS OF THE SERVICE

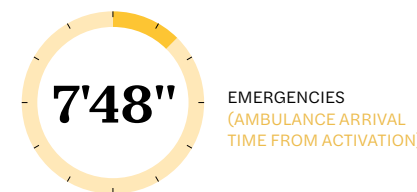
**100,685**  
PEOPLE ATTENDED IN TOTAL

**3,773**  
PERSONS ATTENDED TO IN FORESEEABLE RISK EVENTS

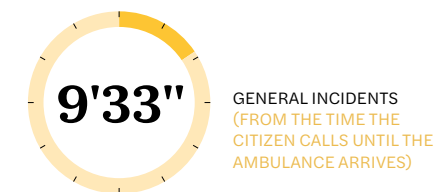
**1,676**  
RISK EVENTS COVERED BY THE SERVICE

**3,773**  
PERSONS ATTENDED TO IN FORESEEABLE RISK EVENTS

Average response time:



EMERGENCIES (AMBULANCE ARRIVAL TIME FROM ACTIVATION)




GENERAL INCIDENTS (FROM THE TIME THE CITIZEN CALLS UNTIL THE AMBULANCE ARRIVES)



MUNICIPAL POLICE IN THE CITY OF MADRID

5,480

MUNICIPAL POLICE OFFICERS



22

PERMANENT CITIZENS' ADVICE OFFICES (OAC)



22

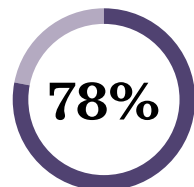
MOBILE CITIZENS' ADVICE OFFICES (OAC)



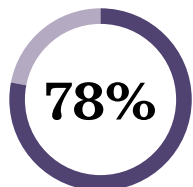
4,609

WEEKLY SERVICE PATROLS ON AVERAGE

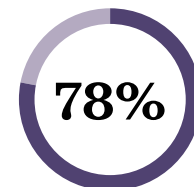
Tiempo medio de respuesta:



OF EMERGENCIES RELATED TO THE PROVISION OF ASSISTANCE FOR DISASTERS OR EVENTS: LESS THAN 8 MINUTES



OF EMERGENCIES RELATING TO SAFETY AND SECURITY: LESS THAN 8 MINUTES



OF TRAFFIC ACCIDENTS WITH INJURIES: LESS THAN 8 MINUTES







madrid.es